09

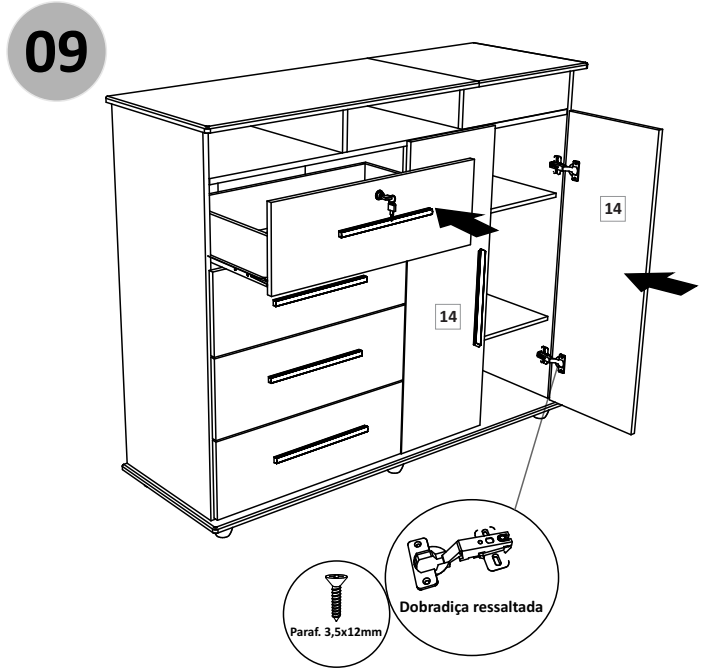

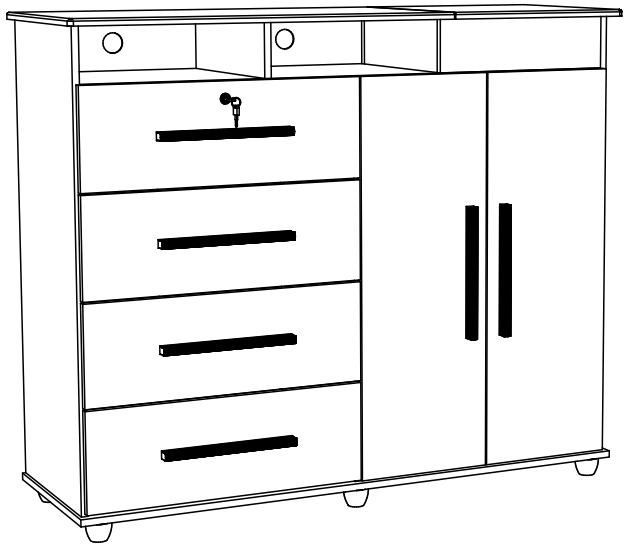

Diamante New

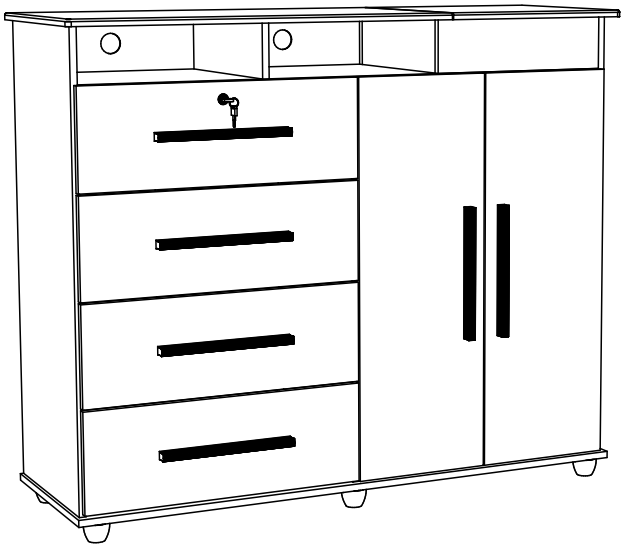

Lista de Acessórios

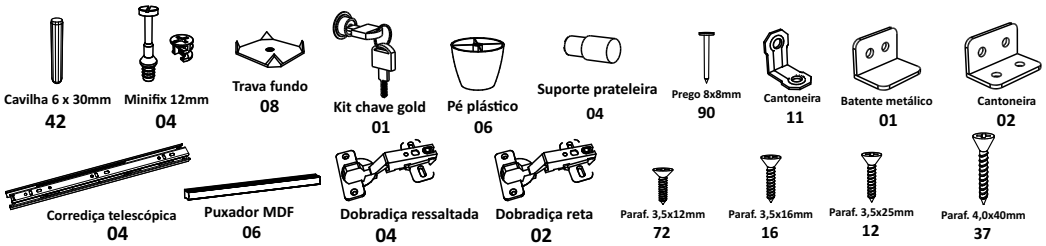

Lista de Peças

Número	Descrição	Qtde	Número	Descrição	Qtde	Número	Descrição	Qtde
01	Base	01	16	Lateral de gaveta	08			
02	Lateral esquerda	01	17	Contra fundo gaveta	04			
03	Divisória	01	18	Fundo	02			
04	Lateral direita	01	19	Fundo Pintado	02			
05	Prateleira	02	20	Fundo DVD furado	01			
06	Base do DVD	01	21	Fundo de gaveta	04			
07	Divisória do DVD	01	22	Frente gaveta c/ chave	01			
08	Divisória do espelho	01						
09	Frente porta jóia	01						
10	Traseiro porta jóia	01						
11	Tampo da TV	01						
12	Tampo do espelho	01						
13	Trava	01						
14	Portas	02						
15	Frente de gaveta	03						

1) Identifique as peças;

2) Coloque-as de pé;

3) Utilize a embalagem como tapete para não riscar as peças.

MiraRack
VALORIZANDO SEU AMBIENTE
www.mirarack.com.br - mirarack@mirarack.com.br
Fone: 17-3243 8800

LIMPEZA

Não utilize:
Álcool;
Solventes;
Acetona

Utilize:
Pano seco e macio

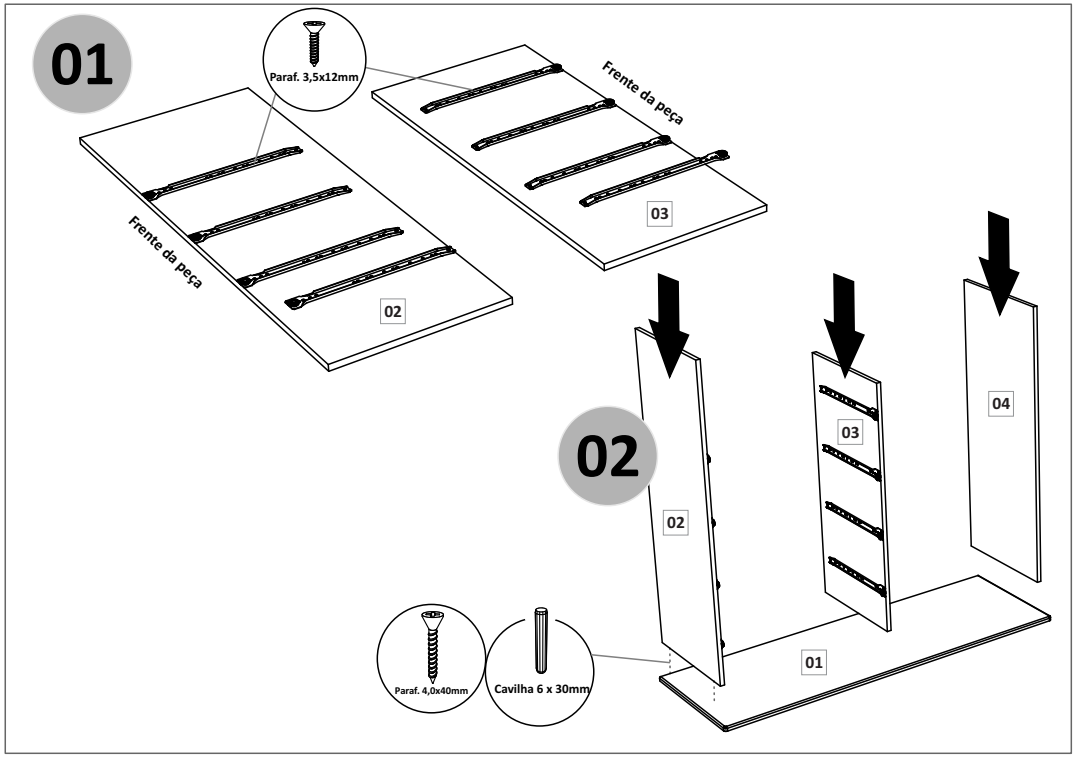
01
Paraf. 3,5x12mm
Frente da peça
Frente da peça
02
03
02
03
04
01
Paraf. 4,0x40mm
Cavilha 6 x 30mm

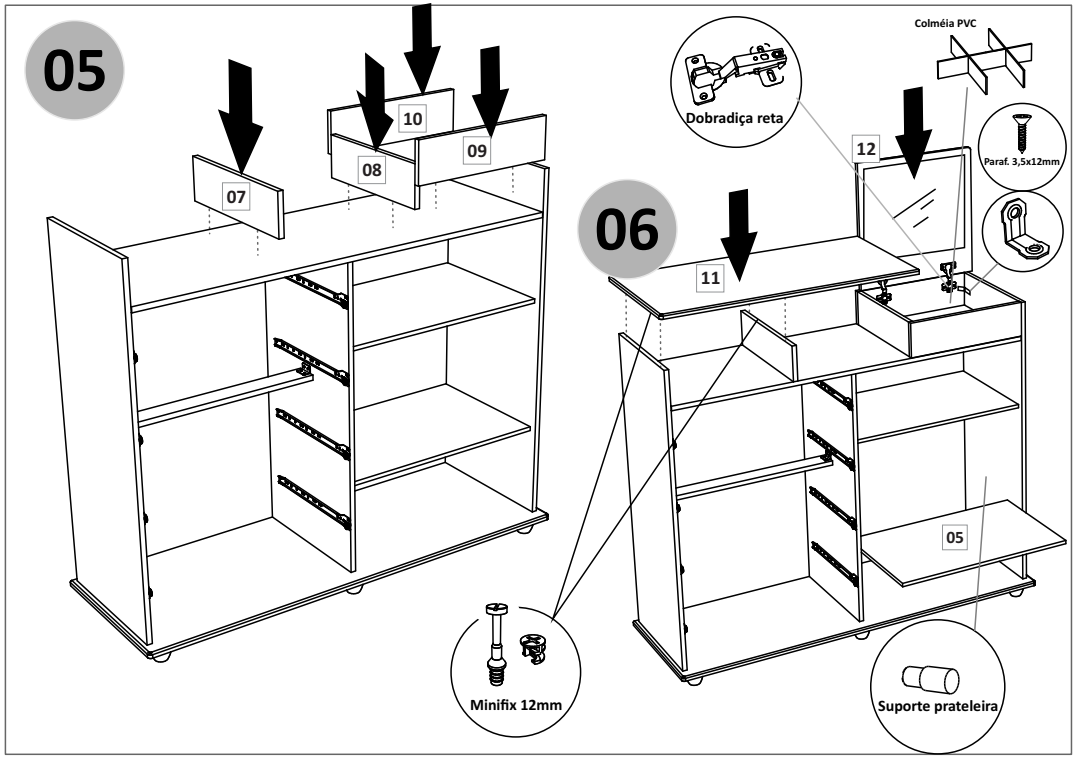
05
07
08
10
09
06
11
12
Colméia PVC
Dobradiça reta
Paraf. 3,5x12mm
05
Minifix 12mm
Suporte prateleira

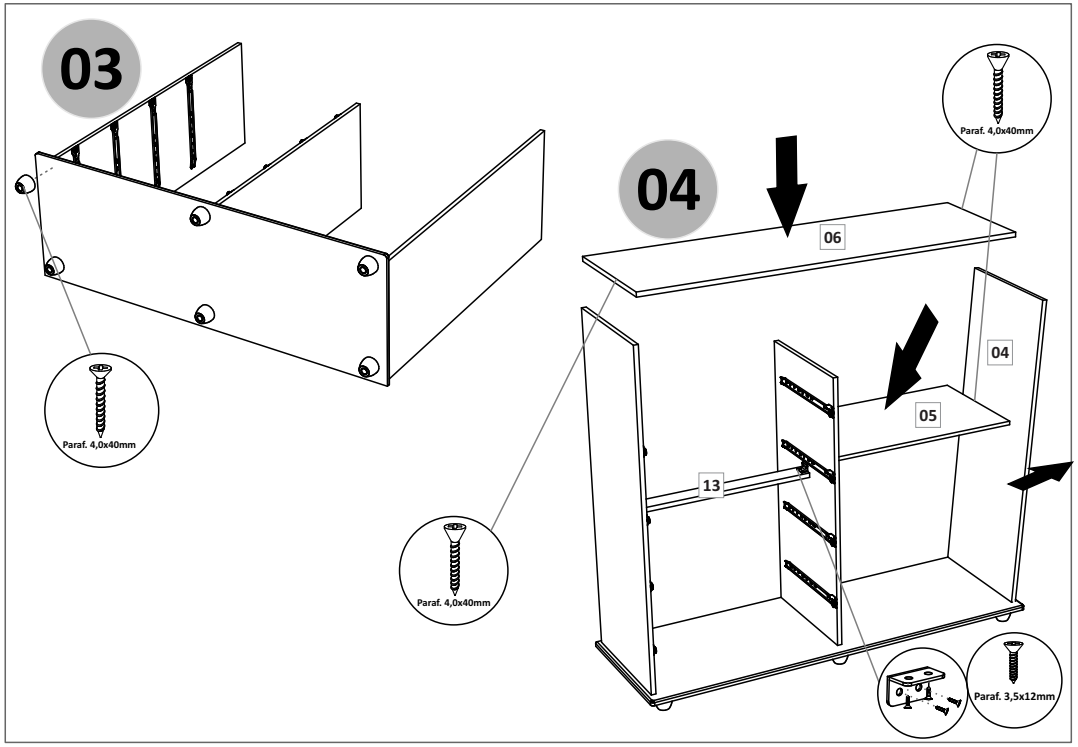
03
Paraf. 4,0x40mm
04
06
Paraf. 4,0x40mm
04
05
13
Paraf. 4,0x40mm
Paraf. 3,5x12mm

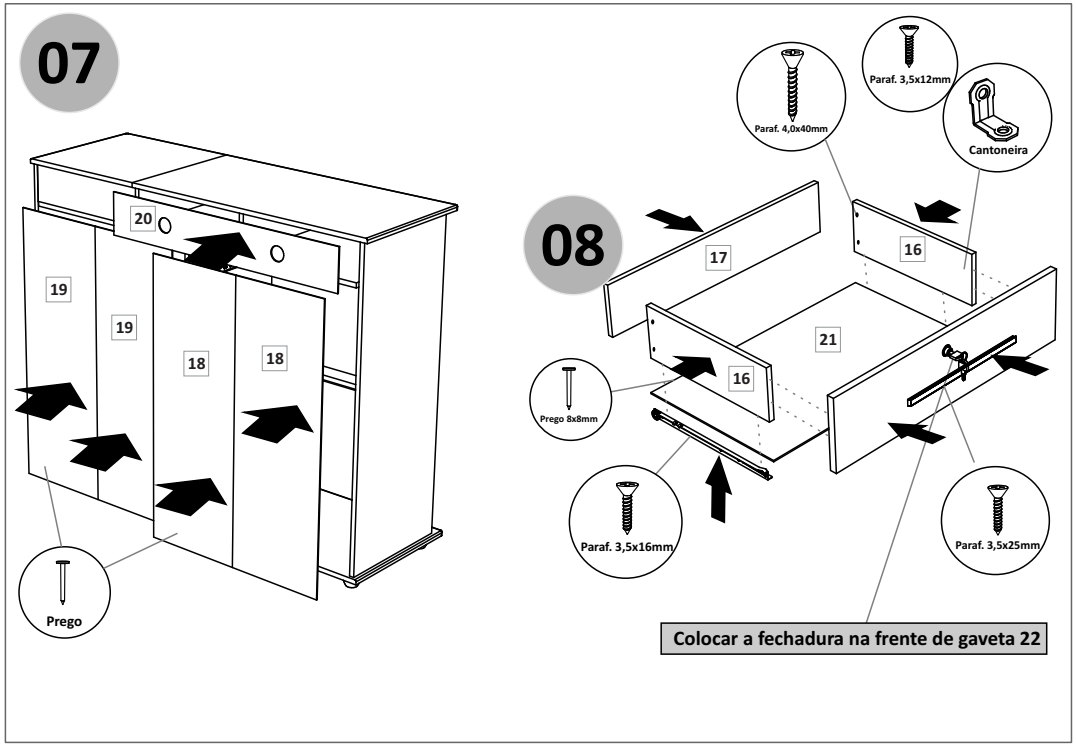
07
20
19
19
18
18
Prego
08
Paraf. 4,0x40mm
Paraf. 3,5x12mm
Cantoneira
17
16
21
16
Prego 8x8mm
Paraf. 3,5x16mm
Paraf. 3,5x25mm
Colocar a fechadura na frente de gaveta 22